

CREDIT OPINION

19 May 2025

Update



Send Your Feedback

RATINGS

Vasakronan AB

Domicile	STOCKHOLM, Sweden
Long Term Rating	A3
Type	LT Issuer Rating - Dom Curr
Outlook	Stable

Please see the [ratings section](#) at the end of this report for more information. The ratings and outlook shown reflect information as of the publication date.

Contacts

Maria Gillholm +46 851.791.270
VP-Sr Credit Officer
maria.gillholm@moodys.com

Jonathan Rosengren +46.8.5179.1263
Sr Ratings Associate
jonathan.rosengren@moodys.com

Christian Hendker, +49.69.70730.735
CFA
Associate Managing Director
christian.hendker@moodys.com

CLIENT SERVICES

Americas	1-212-553-1653
Asia Pacific	852-3551-3077
Japan	81-3-5408-4100
EMEA	44-20-7772-5454

Vasakronan AB

Update to credit analysis

Summary

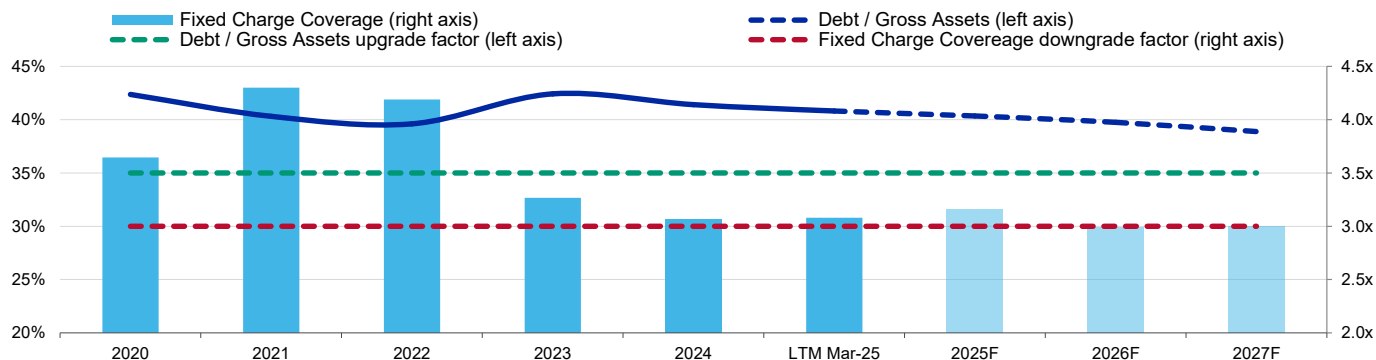
[Vasakronan AB's](#) A3 rating reflects a Baseline Credit Assessment (BCA) of baa1 and a one-notch uplift considering the likelihood of extraordinary government support. Vasakronan is a government-related issuer (GRI) because it is indirectly owned by the [Government of Sweden](#) (Aaa stable) through the AP Funds 1-4 (potential consolidation ongoing). The rating also reflects Vasakronan's position as the largest office real estate company in Sweden, with a property portfolio value of SEK178 billion as of 31 March 2025. Additionally, the rating incorporates its dominant position in the office market in prime locations in Sweden, predominantly Stockholm (66% of contracted rent), but also Gothenburg, Malmo and Uppsala, with high asset quality, illustrated by the 4.54% yield for the total portfolio and a significant exposure (24% of contracted rent) to creditworthy government and public sector tenants. Another strength underpinning the rating is the company's Moody's-adjusted EBITDA fixed-charge coverage of about 3.1x as of 31 March 2025 driven by good rental growth. We also expect continued strong occupier demand for the company's properties and continued increasing investor appetite for Swedish commercial real estate. Vasakronan has a strong liquidity and a robust access to bond markets.

The risks include the general macro environment, with potentially lower growth and interest rate cuts, though rates are still elevated compared to two years ago. Although, property yields seem to be stabilising. These risks are mitigated by a high degree of CPI-linked contracts for tenants, concentration in the economically vibrant city of Stockholm with strong portfolio quality, a staggered maturity profile (although around 45% of outstanding debt needs to be refinanced in the coming three years) and a good track record on developments. Vasakronan's rating is also constrained by vulnerability to potential changes in regulation that would limit AP funds' exposure to real estate. We do not anticipate that the current parliamentary proposal concerning AP1, which may be divided equally between AP3 and AP4, will affect Vasakronan.

Exhibit 1

We expect EBITDA fixed-charge coverage to stabilize in the coming 12-18 months

Vasakronan's Moody's-adjusted gross debt/assets and fixed-charge coverage



All data based on adjusted financial data, which follow our Financial Statement Adjustments in the Analysis of Nonfinancial Corporations methodology. LTM = Last 12 months.

Moody's forecasts are Moody's opinion and do not represent the views of the issuer.

Sources: Moody's Financial Metrics™ and Moody's Ratings forecasts

Credit strengths

- » One of the largest real estate companies in the Nordics by asset value, with a dominant position in Sweden's most attractive office markets
- » A clearly defined strategy of focusing on modern, high-quality office buildings in prime locations in Sweden's largest cities
- » Considerable liquidity and access to financing
- » 100% ownership by AP funds, and ultimately the government, and our expectation of possible support

Credit challenges

- » Uncertainties at the macro level driven by potential; recession, inflation,
- » Vulnerability to potential changes in regulations relating to AP funds
- » Ability of the AP funds to act in concert in a stress scenario depending on the funds' own development
- » A wide span for the financial policy with a loan-to-value (LTV) policy of 55%
- » Moderate refinancing needs but higher interest rates will strain EBITDA fixed-charge coverage

Rating outlook

The stable outlook reflects our expectation that the company will maintain its clearly defined strategy of focusing on offices in prime locations in Sweden's four largest cities. We also expect Vasakronan to continue to invest in its portfolio to ensure it remains modern and of high quality, and its occupancy rates to remain high. The stable outlook also reflects our expectation that debt/asset will stay well below 45% and EBITDA interest coverage will remain at or above 3.0x in the next 12-18 months. In addition, Vasakronan's rating includes our assumption that the AP funds are long-term, supporting and committed owners.

This publication does not announce a credit rating action. For any credit ratings referenced in this publication, please see the issuer/deal page on <https://ratings.moody.com> for the most updated credit rating action information and rating history.

Factors that could lead to an upgrade

- » An explicit guarantee from the owners
- » Effective leverage consistently below 35% and a policy supporting this
- » Fixed-charge coverage ratio above 4.0x on a sustained basis
- » Greater amount of unencumbered assets

Factors that could lead to a downgrade

- » Any weakening in our expectation of financial support from the AP funds including a change of ownership or changes in regulations that would make Vasakronan a less strategic investment for the AP funds
- » A downgrade of Sweden's sovereign rating
- » A downgrade of the BCA, which may be triggered by failure to maintain effective leverage below 45% and the EBITDA fixed-charge coverage ratio at around 3x
- » A significant deterioration in operating performance or in the quality of the property portfolio
- » A deterioration in the company's liquidity including changes to the terms of the subscription agreement provided by the shareholders

Key indicators

Exhibit 2

Vasakronan AB

(in SEK billions)	2020	2021	2022	2023	2024	LTM Mar-25	2025F	2026F	2027F
Gross Assets	176.1	196.1	208.5	194.7	198.8	199.9	199.3	200.8	202.6
Unencumbered Assets / Gross Assets	71.8%	82.8%	78.5%	80.3%	79.2%	80.8%	79.2%	79.3%	79.5%
Total Debt + Preferred Stock / Gross Assets	42.4%	40.3%	39.6%	42.4%	41.4%	40.8%	40.3%	39.7%	38.9%
Net Debt / EBITDA	14.2x	13.5x	13.2x	11.5x	11.0x	11.1x	11.5x	11.1x	10.6x
Secured Debt / Gross Assets	6.2%	4.0%	5.3%	5.7%	5.6%	5.6%	5.6%	5.5%	5.5%
Fixed Charge Coverage	3.6x	4.3x	4.2x	3.3x	3.1x	3.1x	3.2x	3.0x	3.0x

All data based on adjusted financial data, which follow our Financial Statement Adjustments in the Analysis of Nonfinancial Corporations methodology. LTM = Last 12 months.

Moody's forecasts are Moody's opinion and do not represent the views of the issuer.

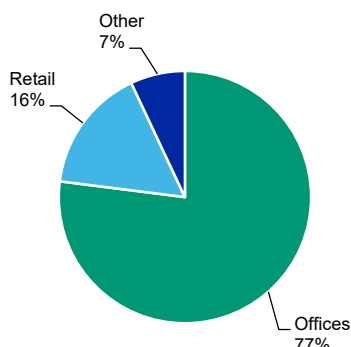
Sources: Moody's Financial Metrics™ and Moody's Ratings forecasts

Profile

Vasakronan AB is the largest real estate company in the Nordic region, with real estate holdings amounting to SEK178 billion as of 31 March 2025, located in the most attractive areas of Sweden's four largest cities: Stockholm, Gothenburg, Malmo and Uppsala. The company focuses on prime office and retail properties, with most of its assets located in Stockholm. The portfolio generated rental revenue of SEK9.5 billion as of 31 March 2025, with offices making up 77% of contracted rent. The reported yield was 3.9%. The portfolio is characterized by a high vacancy rate of 11.2% (excluding development projects and usually 1.2% lower than that), a large proportion of public-sector tenants (24% of contracted rent) and an average lease contract of 3.3 years.

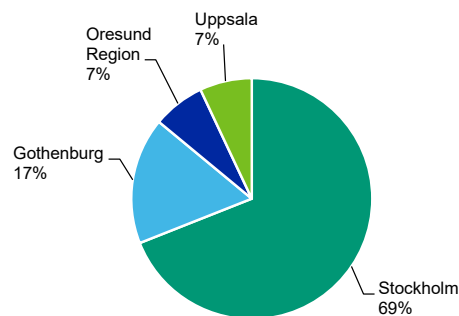
With a legacy as a government-owned property company, Vasakronan is owned in equal proportions by four of Sweden's national pension funds (AP funds). The AP funds are deemed government agencies under Swedish law. Their mission is to manage assets within the national income pension system, such that they can contribute to the pension system and cover deficits in years when pension disbursements exceed contributions from the working population.

Exhibit 3
Portfolio breakdown by asset class (Mar-25)
 As a percentage of contracted rent



Source: Company filings

Exhibit 4
Portfolio breakdown by geography (Mar-25)
 As a percentage of contracted rent



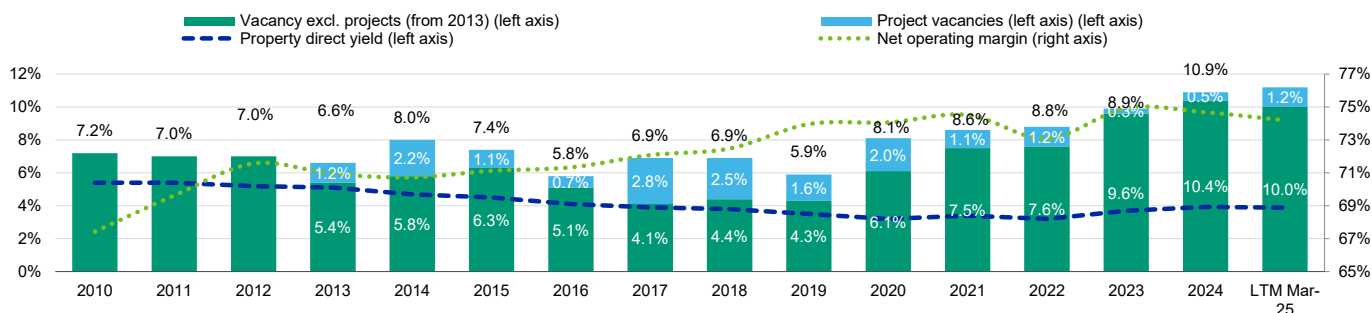
Source: Company filings

Detailed credit considerations

Sizeable high-quality commercial portfolio in attractive cities

Vasakronan is the largest real estate company in the Nordics focused on offices, and we have assigned it an Aa score for the sub-factor "Market Positioning and Asset Quality" because of its dominant position in all of its markets; the high quality of its office portfolio; a low average age of its buildings as a result of new construction or major refurbishment; its significant exposure to highly creditworthy government and public-sector tenants; its high occupancy rate; and the high share (around 93%) of high ratings for leadership in energy and environmental design (LEED) and BREEAM (Building Research Establishment Environmental Assessment Method) environmentally certified properties.

Exhibit 5
Vasakronan's vacancy is somewhat higher after the pandemic in 2020-21 but some of it comes from a significant share of development projects



Source: Company information

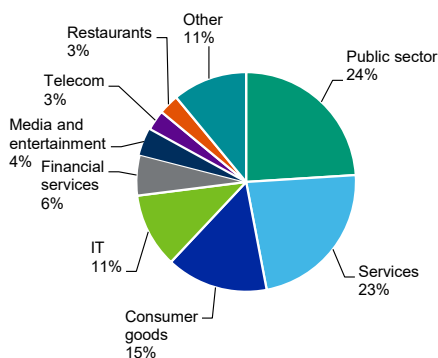
Vasakronan has a well-defined strategy of focusing on large, flexible (open work space), environment-friendly office-combined-with-retail buildings situated in attractive, vibrant locations near transport hubs in the four growth markets of Stockholm, Gothenburg, Malmo and Uppsala. Most of the company's portfolio is located in central locations within Stockholm. The company also owns properties in growth-oriented suburbs of Stockholm such as Solna, Sundyberg, Kista and Telefonplan. The company owns landmark buildings in most of its markets. Vasakronan's holdings in Gothenburg, Malmo and Uppsala are concentrated in prime locations. Its retail holdings include restaurants and cafes often located on the ground floor of its office buildings, which we view more as service providers directed at the large streams of people who flow through such locations. We do not expect retail to increase as a share of Vasakronan's portfolio from the current level of 16%.

Vasakronan's strategy is to improve the quality of its portfolio by developing modern, environment-friendly commercial properties — whose building rights it owns — in prime locations, and also by refurbishing its existing properties. The potential to grow the current portfolio organically by more than a quarter from identified projects provides the business with a degree of stability and predictability, making it less reliant on acquisitions in a competitive investment market. The current project pipeline includes a total of around SEK2.9 billion (of which SEK1.8 billion is capitalised) in total investments or around 1.5% of total assets.

Vasakronan's portfolio is modern and largely highly efficient, as it has invested significantly over many years in refurbishing its properties and building new ones that adhere to high environmental standards. Making its buildings compliant with the most stringent environmental requirements is necessary to secure and retain its public-sector and other tenants, and will preserve the competitiveness and attractiveness of its properties over the long term. Additionally, these high-quality properties are more cost efficient, need less capital spending and have lower operating costs than other properties.

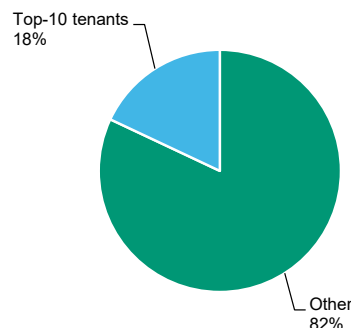
The company is facing significant concentration risk in Sweden and Stockholm. However, this geographical concentration is mitigated by the fact that Stockholm is the country's largest and strongest market, generating around a third of Sweden's GDP. Therefore, we do not believe this concentration in Stockholm will lead to a significant divergence from overall economic and property trends. Moreover, Stockholm is likely to outperform other regions in Sweden in terms of population and economic growth. The city is one of Sweden's strongest property markets, and strong corporate demand for office space will continue to drive its rental growth.

Exhibit 6
Tenant breakdown by sector (Mar-25)
 As a percentage of contracted rent



Source: Company filings

Exhibit 7
Top 10 tenant concentration (Mar-25)
 As a percentage of contracted rent

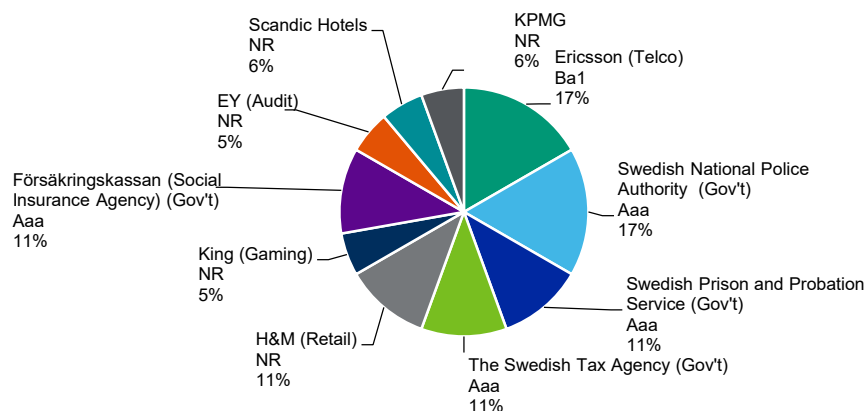


Source: Company filings

Exhibit 8

Top 10 tenants (Mar-25)

As a percentage of contracted rent of top 10 tenants



Source: Company filings

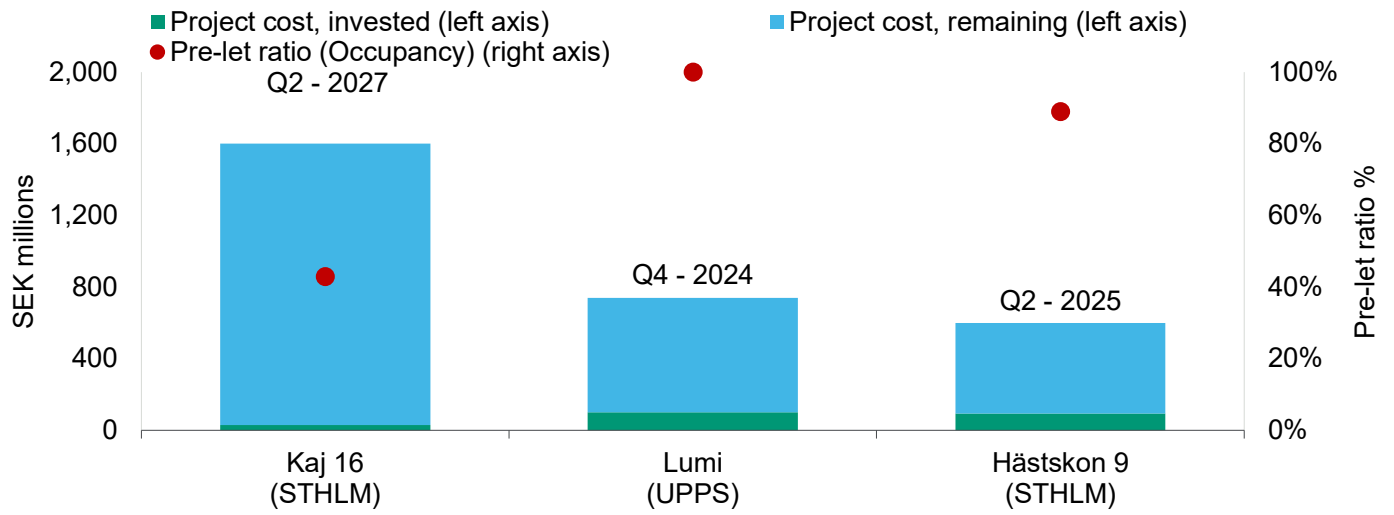
The company reported a 1% like-for-like increase in rental revenue as of YTD March 2025, largely because of indexation clauses where 90% of the portfolio is indexed; rental revenue amounted to SEK2,331 million versus SEK2,338 million for the same period in 2024. The average remaining lease length was around 3.3 years, which is about average for the Swedish market and is spread across around 5,135 contracts with tenants that are well diversified across industries. The largest tenant (the Swedish Police Authority) accounts for around 3% of rental revenue, with the 10 largest tenants representing around 18% of contracted rent. Vasakronan's portfolio has a diversified lease maturity, and around 12% of its current lease contracts expire in 2025, which contributes to stable cash flow. Most of the lease volume is index-linked, with the initial rent representing a floor for future lease renewals. We recognise Vasakronan's strong re-letting record, which will be beneficial under the current economic downturn. The high vacancy is largely relating to its properties in Kista North of Stockholm. We expect vacancy to be elevated around 11% (including developments) for the year and then decline.

Controlled, strong development pipeline will continuously enhance value of the portfolio's asset quality

Vasakronan's growth will come mainly from its development plans of new properties or refurbishing existing properties. Its commitments to new developments total around 1.5% of total assets, which is on lower end and we expect this will be reduced further going forward.

Exhibit 9

Currently around 71% of major development projects are pre-let



As of 31 March 2025

Date representing expected time of completion. UPPS = Uppsala, STHLM = Stockholm, GBG = Gothenburg.

Source: Company filings

Liquidity analysis

Vasakronan's strong liquidity and good access to capital are supported by an increasing level of unencumbered assets and reduced reliance on secured funding.

The company's liquidity is supported by its good access to debt capital, in particular through the Swedish but also Norwegian bond markets; its diversified banking relationships; and the subscription commitment of SEK18 billion from its owners. Vasakronan's liquidity is considerable, and scores a very strong "A" on our scorecard.

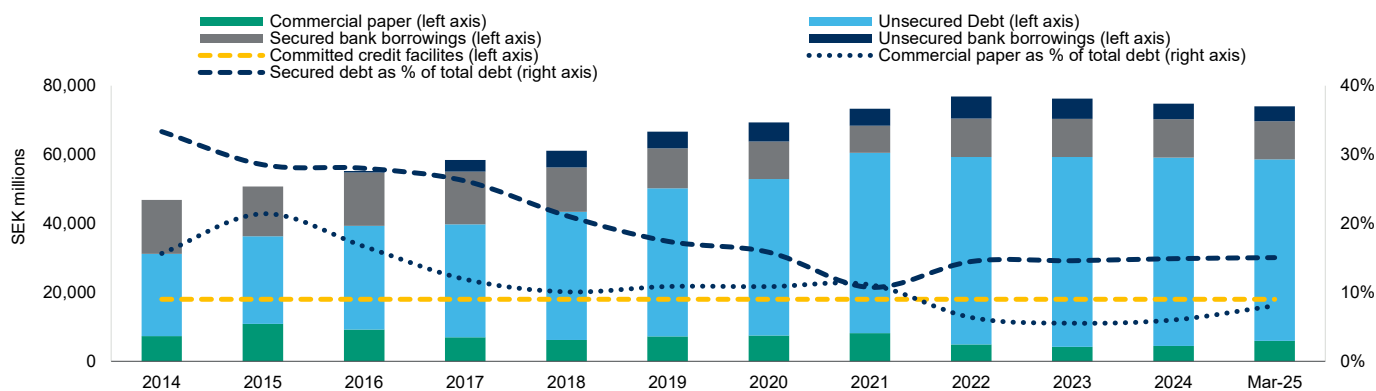
Main sources of liquidity as of 31 March 2025 were the following:

- » Cash and cash equivalents of SEK3.7 billion
- » Estimated operating cash flow of SEK7.2 billion for the next six quarters
- » Available revolving credit facilities of SEK18 billion from owners

The most important supporting factor for the company's liquidity is ownership support, with Vasakronan's four owners having provided an SEK18 billion pro rata commitment to subscribe to commercial paper issued by the company. The SEK18 billion subscription commitment has no limitation for what it can be used for; essentially, Vasakronan can issue the commercial paper to cover all general corporate purposes and is immediately available. The agreement has a constant maturity and can be terminated with a notice period of 24 months by either Vasakronan or the AP funds. The AP funds only commit to honour their pro rata share. The agreement was entered into in 2014 to replace the bank credit facilities that were then backing one-year debt maturities. In our liquidity assessment, we consider the subscription agreement from the owners to purchase commercial paper of up to SEK18 billion at Vasakronan's request. Vasakronan had about SEK6.0 billion outstanding as of 31 March 2025 under its SEK25 billion commercial paper programme.

Exhibit 10

Evolution of Vasakronan's funding mix



Source: Company filings

The company has a diverse mix of funding and continuously decreased the share of secured debt in its total debt. The funding mix includes bonds denominated in various currencies, such as Swedish and Norwegian krona, euro, Japanese yen, US dollar, Australian dollar and Hong Kong dollar. Further, parts of the medium-term notes are under a green bond framework. Vasakronan has various financial policies in place to mitigate financial risks. The loan-to-maturity ratio needs to be at least two years and was at 4.7 years as of March 2025. Loans maturing in 12 months should not exceed 40% (18% as of March 2025). In addition, cash and other liquidity sources should at least cover all maturing commitments over the next 12 months.

Moderate leverage

Vasakronan's Moody's-adjusted gross debt/total assets was about 41% as of 31 March 2025, and we expect this ratio to stay at around 39.5% to 40.5% over the coming 12-18 months, in line with the requirements for the current rating category. We expect the company to take measures to maintain this effective leverage even if market values in general fall by 10% in the market. Weighing positively on

the rating is the company's financial policy that includes a non-dividend payout if the value of investment properties falls, which will help reduce debt.

Moody's-adjusted net debt/EBITDA was around 11.1x as of 31 March 2025, down from 13.2x in 2022 (11.0x in 2024), while debt/assets during this period remained stable at around 40%-42%. This is mainly because of increased EBITDA from indexation adjustment as majority of contracts are linked to CPI in Sweden. The net debt/EBITDA ratio is relatively weak, however, it is broadly in line with peers and also reflects the high quality of assets and, therefore, lower yields. We expect the net debt/EBITDA to be stable or reduce in the coming 12-18 months, as EBITDA will increase with project completions and CPI adjustments from linked contracts.

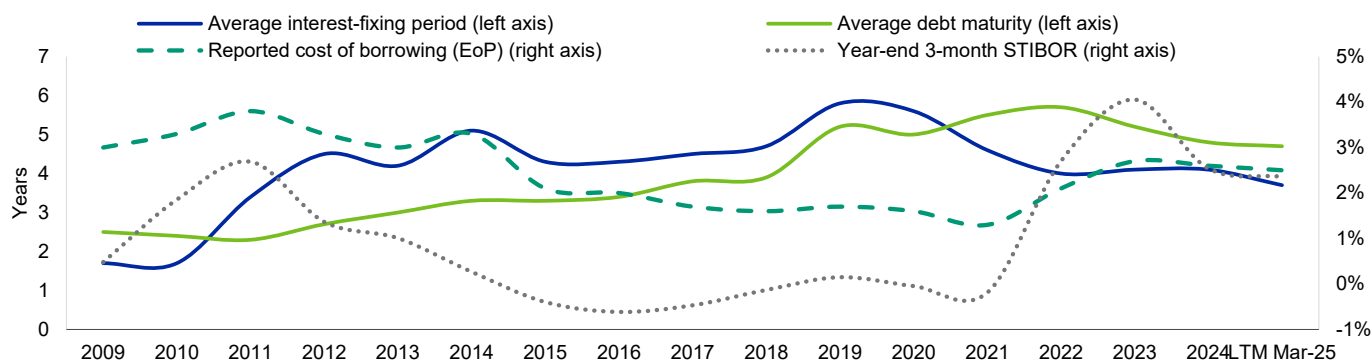
Adequate hedging policy but strain on fixed-charge coverage because of higher interest rates

The elevated interest rates will continue to substantially raise funding costs. Vasakronan has maintained strong access to bond markets, even as other real estate companies have faced greater challenges. Although bond financing remains a viable refinancing option, Vasakronan's interest expenses are expected to rise. As of 31 March 2025, the company's Moody's-adjusted fixed-charge coverage was approximately 3.1x. We anticipate that this coverage will remain stable at around 3.1x-3.2x over the next 12-18 months. With around 45% of its outstanding debt due for refinancing over the next three years, financing costs are poised to increase as market rates have risen significantly in the past year, and we expect interest rates to stay elevated. Vasakronan adheres to a policy of maintaining interest coverage at a minimum of 2.0x.

Vasakronan's fixed-interest tenor decreased to 3.7 years as of March 2025, down from 3.8 years as of March 2024, which increases the group's exposure to rising interest rates. The debt maturity profile is long-dated (4.7 years) and offsets the impact from increasing interest rates. In addition, the company fully hedged all foreign-currency bonds, which are important in protection against currency movements and changing interest rates.

Exhibit 11

Vasakronan's cost of borrowing has been stable the past seven years but has started to increase



Sources: Company filings and Sveriges Riksbank

Largest shareholder contributes to stability and access to capital

Vasakronan represents a significant real estate investment of AP Funds 1-4 (potential consolidation ongoing). The AP funds are not allowed to guarantee debt. However, the AP funds provide financial support in the form of subscription commitments and commit to Vasakronan having a LTV ratio of a maximum of 55%. AP funds 1-4 are buffer funds whose objective is to manage capital in Sweden's national income pension system. They are supervised by the Ministry of Finance as government agencies under the Swedish National Pension Funds Act (2000:192), but are not consolidated into the accounts of the Swedish government according to public accounting guidance. Although these are government agencies, the AP funds are more independent than most other government entities because their operations are regulated by law and not by directive. AP Funds 1-4 are mandated to manage their funds in such a way that they are able to generate maximum benefits for the insurance of income-based old-age pension. Contracts and other legal acts entered into by an AP fund are binding on the Swedish government. AP Funds 1-4 can borrow money from the Riksgäldskontoret (the Swedish national debt office) if their investments cannot cover their commitments. We do not anticipate that the current parliamentary proposal concerning AP1, which may be divided equally between AP3 and AP4, will affect Vasakronan.

Fully owned by Swedish government pension funds with some explicit support expected

We apply our Joint Default Analysis (JDA) under our GRI rating methodology to explain our views on the credit links between Vasakronan and its supporting owners, AP Funds 1-4, which are deemed government agencies under the Swedish National Pension Funds Act (2000:192) but are not consolidated into the accounts of the Swedish government. Our approach explicitly accounts for Vasakronan's standalone risk or BCA under our Global Rating Methodology for REITs and Other Commercial Property Firms, Sweden's "Aaa" rating as the supporting government, an estimate of the default correlation between the two entities and an estimate of the likelihood of extraordinary government support.

Based on our assessment of the very high level of default dependence, coupled with the strong likelihood of the owners providing extraordinary support, Vasakronan benefits from an uplift from its Adjusted BCA of baa1.

Exhibit 12

GRI dependency

Dependence	Low	Moderate	High	Very High
(1) Operational and Financial Linkages				
» Direct and Indirect Government Transfers as a % of GRI Revenue	✓			
» Government Purchases as a % of GRI Revenue				✓
» GRI Payments (Dividends) as a % of Government Revenue	✓			
(2) Reliance on Overlapping Revenue Base				
» Percentage of income derived from within the government's territory				✓
(3) Exposure to Common Credit Risks				
» Foreign Exchange Risk in Debt Structure	✓			
» Shared Industry Exposure	✓			
» Political Event Risks	✓			
Overall Guidance Dependence Level				✓

Source: Moody's Ratings

As outlined in Exhibit 14, our view on the very high level of default dependence is driven by our assessment of the following factors:

- Operational and financial links between the company and the national government are very high, primarily because rent payments from Swedish public sector entities represent around 25% of Vasakronan's revenue. Direct and indirect government transfers are less of a link, as are dividend payments from Vasakronan.
- With Vasakronan generating 100% of its revenue in Sweden, the links from overlapping revenue bases with the government is very high.
- Exposure to common credit risks is low for both the company and the government.

Exhibit 13

GRI support

Support	Low	Moderate	Strong	High	Very High
(1) Guarantees					
» Explicit Guarantees	✓				
» Verbal Guarantees and/or Comfort Letters			✓		
» Special Legal Status	✓				
(2) Ownership					
» Ownership Level					✓
» Privatization Plans	✓				
(3) Barriers to Support	✓				
(4) Level of Government Intervention					
» History of State Bailouts	✓				
» Ideological and Political Inclinations	✓				
» Government Direction of GRI	✓				
» Business Planning	✓				
(5) Political Linkages	✓				
(6) Economic Importance	✓				
Overall Guidance Support Range		✓			

Source: Moody's Ratings

As outlined in Exhibit 15, our overall view on the moderate level of government support is driven by our assessment of the following six factors:

1. While Vasakronan does not have special legal status nor has any form of explicit guarantee or comfort letter provided directly by the Swedish government, the company does benefit from contractual agreements entered into between itself and its owners, the four AP funds, and between the owners themselves.
 - a. The first contract is an SEK18 billion commitment by the AP funds to subscribe (on a pro rata basis) to the commercial paper issued by Vasakronan. The commitment was entered into in 2014 as a means to replace the bank facilities backing debt coming due within 12 months. Vasakronan has never called upon the AP funds to subscribe to its commercial paper, and the agreement stipulates that the company should seek to obtain external funding and refinance itself in other ways first than by using the commitment.
 - b. The second contract, which underpins our expectation of extraordinary support to Vasakronan, is a shareholder agreement among the AP funds. This agreement stipulates that the owners will prevent the company's total equity from declining below the level of its paid-in capital, thus ensuring solvency. In the case of an equity injection, each of the funds shall be obliged to inject capital in relation to the shares held by each fund in the company. The agreement can be terminated with a notice period of 18 months.
 - c. The third contract stipulates the dividend policy LTV target level. Dividend levels shall ensure that LTV remains below 55%. Under normal circumstances, a dividend payout of 40%-60% of net income before revaluations and deferred tax serves as a guidance. During times of strong appreciation in property values, Vasakronan shall have a payout ratio exceeding this level so as to avoid being overcapitalised.
2. Vasakronan is 100% owned by the four national pension funds AP1, AP2, AP3 and AP4, with each holding a 25% stake in the company. There are no plans among the AP funds to reduce their interest in Vasakronan, which they effectively consider to be of strategic value because of the size of its property portfolio, the effort that has been put into creating scale in its operations and the consequent difficulty in replicating the type of asset class exposure that the funds have via Vasakronan.

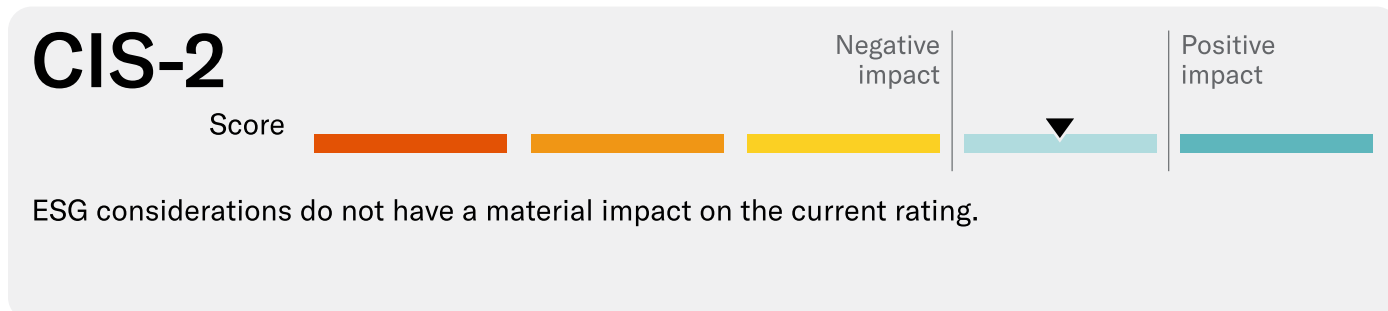
3. There are legal and policy barriers to government aid in the form of European Union (EU) rules prohibiting preferential support to commercial entities, which the Swedish government is likely to obey.
4. The level of government intervention in Vasakronan's operations is low. The Swedish government mainly has the ability to influence strategy at Vasakronan by appointing board members and auditors at its owners, the AP funds, or by changing the law governing the operation of the AP funds. The board of directors at the AP funds consequently appoint their respective CEOs who sit on the board of directors at Vasakronan. Vasakronan's board has the CEO from each owner represented.
5. The reputational risk and political embarrassment for the Swedish government from allowing Vasakronan to fail and thus not honour its obligations to creditors is deemed low.
6. The company's relatively small size compared with the overall Swedish economy, the presence of viable competitors, the non-essential nature of services and the non-existent ties to national security suggest an overall low probability of support solely because of the economic importance of Vasakronan.

ESG considerations

Vasakronan AB's ESG credit impact score is CIS-2

Exhibit 14

ESG credit impact score



Source: Moody's Ratings

ESG considerations have a neutral to low impact on Vasakronan's rating (**CIS-2**), with a potentially larger impact in the future. This reflects the company's moderately negative carbon transition risks and potential challenges from hybrid-working models. ESG considerations also reflect its GRI status and the owner's commitment to support the company outside the GRI model.

Exhibit 15

ESG issuer profile scores



Source: Moody's Ratings

Environmental

Vasakronan's exposure towards carbon transition risk is moderate and in line with most of the peers in the real estate industry in the Nordics. The company has a development pipeline of ongoing projects representing 1.5% of total assets which enables it to improve / upgrade energy performance of its portfolio. The company targets to achieve climate neutrality by 2030. The vast majority of the portfolio is certified to LEED.

Social

S-3: Credit exposure to social considerations is moderate. Tenant demand for Vasakronan's properties is vulnerable to increasing hybrid-working and an accelerated shift towards e-commerce. We expect companies such as Vasakronan with modern and environmentally friendly properties to be less challenged by structural changes.

Governance

The **G-2** reflects its GRI status and the owner's commitment to support their investment. Vasakronan is a government-related issuer (GRI) because it is indirectly owned by the Swedish government through the AP funds 1-4 (potential consolidation ongoing). While concentrated ownership is reflected in a score of 4 for Board Structure and Policies, its GRI status and broader assumption of support influences the rating positively. Strong execution and a good track-record of managing one of the best portfolios in Sweden are further supporting factors.

ESG Issuer Profile Scores and Credit Impact Scores for the rated entity/transaction are available on Moody's.com. In order to view the latest scores, please click [here](#) to go to the landing page for the entity/transaction on MDC and view the ESG Scores section.

Methodology and scorecard

The principal methodology used in these ratings was our REITs and Other Commercial Real Estate Firms rating methodology. The Adjusted BCA of baa1 is in line with the scorecard-indicated outcome under our forward view.

Exhibit 16

Rating factors

Vasakronan AB

REITs and Other Commercial Real Estate Firms Industry Scorecard	Current LTM Mar-25		Moody's 12-18 month forward view	
	Measure	Score	Measure	Score
Factor 1 : Scale (5%)				
a) Gross Assets (\$ billions)	19.9	A	19.3 - 20.1	A
Factor 2 : Business Profile (25%)				
a) Market Positioning and Asset Quality	Aa	Aa	Aa	Aa
b) Operating Environment	Baa	Baa	Baa	Baa
Factor 3 : Liquidity and Access To Capital (25%)				
a) Liquidity and Access to Capital	A	A	A	A
b) Unencumbered Assets / Gross Assets	80.8%	A	78% - 79%	Baa
Factor 4 : Leverage and Coverage (45%)				
a) Total Debt + Preferred Stock / Gross Assets	40.8%	Baa	39.5% - 40.5%	Baa
b) Net Debt / EBITDA	11.1x	Caa	11x - 12x	Caa
c) Secured Debt / Gross Assets	5.6%	A	5% - 6%	A
d) Fixed Charge Coverage	3.1x	Baa	3.1x - 3.2x	Baa
Rating:				
a) Scorecard-Indicated Outcome		Baa1		Baa1
b) Actual Rating Assigned				A3
Government-Related Issuer	Factor			
a) Baseline Credit Assessment		baa1		
b) Government Local Currency Rating		Aaa		
c) Default Dependence		Very High		
d) Support		Moderate		
e) Actual Rating Assigned		A3		

All data based on adjusted financial data, which follow our Financial Statement Adjustments in the Analysis of Nonfinancial Corporations methodology. LTM = Last 12 months.

Moody's forecasts are Moody's opinion and do not represent the views of the issuer.

Sources: Moody's Financial Metrics™ and Moody's Ratings forecasts

Appendix

Exhibit 17

Peer comparison
Vasakronan AB

(in \$ millions)	Vasakronan AB			Gecina SA			PSP Swiss Property AG			Fabege AB			Atrium Ljungberg AB		
	A3 Stable			A3 Stable			A3 Stable			Baa2 Stable			Baa2 Negative		
	FY Dec-23	FY Dec-24	LTM Mar-25	FY Dec-22	FY Dec-23	FY Dec-24	FY Dec-22	FY Dec-23	FY Dec-24	FY Dec-23	FY Dec-24	LTM Mar-25	FY Dec-23	FY Dec-24	LTM Mar-25
Gross Assets	19,320.0	17,993.3	19,904.6	22,062.7	19,485.3	18,537.7	10,250.1	11,627.6	10,949.7	8,251.5	7,603.8	8,295.2	6,121.2	5,566.5	6,219.4
Unencumbered Assets / Gross Assets	80.3%	79.2%	80.8%	99.1%	99.0%	99.1%	100.0%	100.0%	100.0%	43.1%	43.5%	43.9%	57.5%	67.2%	67.8%
Total Debt + Preferred Stock / Gross Assets	42.4%	41.4%	40.8%	35.3%	36.5%	37.8%	32.7%	35.5%	34.2%	40.9%	42.7%	42.2%	42.6%	41.9%	42.2%
Net Debt / EBITDA	11.5x	11.0x	11.1x	14.6x	11.8x	12.2x	10.5x	11.1x	10.9x	13.6x	14.3x	14.3x	13.5x	12.6x	13.0x
Secured Debt / Gross Assets	5.7%	5.6%	5.6%	0.0%	0.0%	0.0%	0.0%	0.0%	0.0%	26.2%	23.3%	23.4%	11.9%	12.4%	11.9%
Fixed-Charge Coverage	3.3x	3.1x	3.1x	5.6x	5.4x	5.1x	23.4x	12.3x	8.5x	2.3x	2.2x	2.1x	2.9x	2.9x	2.7x

All data based on adjusted financial data, which follow our Financial Statement Adjustments in the Analysis of Nonfinancial Corporations methodology. LTM = Last 12 months.

Source: Moody's Financial Metrics™

Exhibit 18

Moody's-adjusted debt reconciliation
Vasakronan AB

(in SEK millions)	2020	2021	2022	2023	2024	LTM Mar-25
As reported debt	74,481.0	78,996.0	82,576.0	82,589.0	82,322.0	81,597.0
Pensions	120.0	45.0	10.0	10.0	9.0	9.0
Moody's-adjusted debt	74,601.0	79,041.0	82,586.0	82,599.0	82,331.0	81,606.0

All data based on adjusted financial data, which follow our Financial Statement Adjustments in the Analysis of Nonfinancial Corporations methodology. LTM = Last 12 months.

Source: Moody's Financial Metrics™

Exhibit 19

Moody's-adjusted EBITDA reconciliation
Vasakronan AB

(in SEK millions)	2020	2021	2022	2023	2024	LTM Mar-25
As reported EBITDA	6,077.0	21,778.0	11,963.0	(11,553.0)	7,154.0	6,589.0
Pensions	1.0	1.0	-	-	-	-
Unusual Items	(1,250.0)	(16,193.0)	(6,208.0)	18,270.0	(26.0)	442.0
Non-Standard Adjustments	253	(11.0)	258.0	211.0	-	-
Moody's-adjusted EBITDA	5,081.0	5,575.0	6,013.0	6,928.0	7,128.0	7,031.0

All data based on adjusted financial data, which follow our Financial Statement Adjustments in the Analysis of Nonfinancial Corporations methodology. LTM = Last 12 months.

Source: Moody's Financial Metrics™

Exhibit 20

Overview on selected historical Moody's-adjusted financial data

Vasakronan AB

(in SEK millions)	2020	2021	2022	2023	2024	LTM Mar-25
INCOME STATEMENT						
Revenue	7,006	7,425	8,167	9,157	9,447	9,440
EBITDA	5,081	5,575	6,013	6,928	7,128	7,031
EBIT	5,061	5,535	5,933	6,853	7,063	6,963
Interest Expense	1,394	1,296	1,436	2,121	2,325	2,283
BALANCE SHEET						
Cash & Cash Equivalents	2,558	3,521	2,984	3,225	3,878	3,706
Total Debt	74,601	79,041	82,586	82,599	82,331	81,606
Net Debt	72,043	75,520	79,602	79,374	78,453	77,900
CASH FLOW						
Funds from Operations (FFO)	3,530	3,922	4,367	4,497	4,542	4,455
Cash Flow From Operations (CFO)	3,708	3,823	4,356	4,438	4,718	4,148
Capital Expenditures	(5,197)	(4,097)	(2,373)	(2,722)	(2,389)	(1,596)
Dividends	3,000	2,000	4,000	-	-	-
Retained Cash Flow (RCF)	530	1,922	367	4,497	4,542	4,455
RCF / Debt	0.7%	2.4%	0.4%	5.4%	5.5%	5.5%
Free Cash Flow (FCF)	(4,489)	(2,274)	(2,017)	1,716	2,329	2,552
FCF / Debt	-6.0%	-2.9%	-2.4%	2.1%	2.8%	3.1%
PROFITABILITY						
% Change in Sales (YoY)	-0.5%	6.0%	10.0%	12.1%	3.2%	1.8%
EBIT Margin	72.2%	74.5%	72.6%	74.8%	74.8%	73.8%
EBITDA Margin	72.5%	75.1%	73.6%	75.7%	75.5%	74.5%
INTEREST COVERAGE						
(FFO + Interest Expense) / Interest Expense	3.5x	4.0x	4.0x	3.1x	3.0x	3.0x
EBIT / Interest Expense	3.6x	4.3x	4.1x	3.2x	3.0x	3.0x
EBITDA / Interest Expense	3.6x	4.3x	4.2x	3.3x	3.1x	3.1x
LEVERAGE						
Debt / EBITDA	14.7x	14.2x	13.7x	11.9x	11.6x	11.6x
Net Debt / EBITDA	14.2x	13.5x	13.2x	11.5x	11.0x	11.1x

All data based on adjusted financial data, which follow our Financial Statement Adjustments in the Analysis of Nonfinancial Corporations methodology. LTM = Last 12 months.

Source: Moody's Financial Metrics™

Ratings

Exhibit 21

<u>Category</u>	<u>Moody's Rating</u>
VASAKRONAN AB	
Outlook	Stable
Issuer Rating - Dom Curr	A3
Senior Unsecured	A3

Source: Moody's Ratings

© 2025 Moody's Corporation, Moody's Investors Service, Inc., Moody's Analytics, Inc. and/or their licensors and affiliates (collectively, "MOODY'S"). All rights reserved. CREDIT RATINGS ISSUED BY MOODY'S CREDIT RATINGS AFFILIATES ARE THEIR CURRENT OPINIONS OF THE RELATIVE FUTURE CREDIT RISK OF ENTITIES, CREDIT COMMITMENTS, OR DEBT OR DEBT-LIKE SECURITIES, AND MATERIALS, PRODUCTS, SERVICES AND INFORMATION PUBLISHED OR OTHERWISE MADE AVAILABLE BY MOODY'S (COLLECTIVELY, "MATERIALS") MAY INCLUDE SUCH CURRENT OPINIONS. MOODY'S DEFINES CREDIT RISK AS THE RISK THAT AN ENTITY MAY NOT MEET ITS CONTRACTUAL FINANCIAL OBLIGATIONS AS THEY COME DUE AND ANY ESTIMATED FINANCIAL LOSS IN THE EVENT OF DEFAULT OR IMPAIRMENT. SEE APPLICABLE MOODY'S RATING SYMBOLS AND DEFINITIONS PUBLICATION FOR INFORMATION ON THE TYPES OF CONTRACTUAL FINANCIAL OBLIGATIONS ADDRESSED BY MOODY'S CREDIT RATINGS. CREDIT RATINGS DO NOT ADDRESS ANY OTHER RISK, INCLUDING BUT NOT LIMITED TO: LIQUIDITY RISK, MARKET VALUE RISK, OR PRICE VOLATILITY. CREDIT RATINGS, NON-CREDIT ASSESSMENTS ("ASSESSMENTS"), AND OTHER OPINIONS INCLUDED IN MOODY'S MATERIALS ARE NOT STATEMENTS OF CURRENT OR HISTORICAL FACT. MOODY'S MATERIALS MAY ALSO INCLUDE QUANTITATIVE MODEL-BASED ESTIMATES OF CREDIT RISK AND RELATED OPINIONS OR COMMENTARY PUBLISHED BY MOODY'S ANALYTICS, INC. AND/OR ITS AFFILIATES. MOODY'S CREDIT RATINGS, ASSESSMENTS, OTHER OPINIONS AND MATERIALS DO NOT CONSTITUTE OR PROVIDE INVESTMENT OR FINANCIAL ADVICE, AND MOODY'S CREDIT RATINGS, ASSESSMENTS, OTHER OPINIONS AND MATERIALS ARE NOT AND DO NOT PROVIDE RECOMMENDATIONS TO PURCHASE, SELL, OR HOLD PARTICULAR SECURITIES. MOODY'S CREDIT RATINGS, ASSESSMENTS, OTHER OPINIONS AND MATERIALS DO NOT COMMENT ON THE SUITABILITY OF AN INVESTMENT FOR ANY PARTICULAR INVESTOR. MOODY'S ISSUES ITS CREDIT RATINGS, ASSESSMENTS AND OTHER OPINIONS AND PUBLISHES OR OTHERWISE MAKES AVAILABLE ITS MATERIALS WITH THE EXPECTATION AND UNDERSTANDING THAT EACH INVESTOR WILL, WITH DUE CARE, MAKE ITS OWN STUDY AND EVALUATION OF EACH SECURITY THAT IS UNDER CONSIDERATION FOR PURCHASE, HOLDING, OR SALE.

MOODY'S CREDIT RATINGS, ASSESSMENTS, OTHER OPINIONS, AND MATERIALS ARE NOT INTENDED FOR USE BY RETAIL INVESTORS AND IT WOULD BE RECKLESS AND INAPPROPRIATE FOR RETAIL INVESTORS TO USE MOODY'S CREDIT RATINGS, ASSESSMENTS, OTHER OPINIONS OR MATERIALS WHEN MAKING AN INVESTMENT DECISION. IF IN DOUBT YOU SHOULD CONTACT YOUR FINANCIAL OR OTHER PROFESSIONAL ADVISER.

ALL INFORMATION CONTAINED HEREIN IS PROTECTED BY LAW, INCLUDING BUT NOT LIMITED TO, COPYRIGHT LAW, AND NONE OF SUCH INFORMATION MAY BE COPIED OR OTHERWISE REPRODUCED, REPACKAGED, FURTHER TRANSMITTED, TRANSFERRED, DISSEMINATED, REDISTRIBUTED OR RESOLD, OR STORED FOR SUBSEQUENT USE FOR ANY SUCH PURPOSE, IN WHOLE OR IN PART, IN ANY FORM OR MANNER OR BY ANY MEANS WHATSOEVER, BY ANY PERSON WITHOUT MOODY'S PRIOR WRITTEN CONSENT. FOR CLARITY, NO INFORMATION CONTAINED HEREIN MAY BE USED TO DEVELOP, IMPROVE, TRAIN OR RETRAIN ANY SOFTWARE PROGRAM OR DATABASE, INCLUDING, BUT NOT LIMITED TO, FOR ANY ARTIFICIAL INTELLIGENCE, MACHINE LEARNING OR NATURAL LANGUAGE PROCESSING SOFTWARE, ALGORITHM, METHODOLOGY AND/OR MODEL.

MOODY'S CREDIT RATINGS, ASSESSMENTS, OTHER OPINIONS AND MATERIALS ARE NOT INTENDED FOR USE BY ANY PERSON AS A BENCHMARK AS THAT TERM IS DEFINED FOR REGULATORY PURPOSES AND MUST NOT BE USED IN ANY WAY THAT COULD RESULT IN THEM BEING CONSIDERED A BENCHMARK.

All information contained herein is obtained by MOODY'S from sources believed by it to be accurate and reliable. Because of the possibility of human or mechanical error as well as other factors, however, all information contained herein is provided "AS IS" without warranty of any kind. MOODY'S adopts all necessary measures so that the information it uses in assigning a credit rating is of sufficient quality and from sources MOODY'S considers to be reliable including, when appropriate, independent third-party sources. However, MOODY'S is not an auditor and cannot in every instance independently verify or validate information received in the credit rating process or in preparing its Materials.

To the extent permitted by law, MOODY'S and its directors, officers, employees, agents, representatives, licensors and suppliers disclaim liability to any person or entity for any indirect, special, consequential, or incidental losses or damages whatsoever arising from or in connection with the information contained herein or the use of or inability to use any such information, even if MOODY'S or any of its directors, officers, employees, agents, representatives, licensors or suppliers is advised in advance of the possibility of such losses or damages, including but not limited to: (a) any loss of present or prospective profits or (b) any loss or damage arising where the relevant financial instrument is not the subject of a particular credit rating assigned by MOODY'S.

To the extent permitted by law, MOODY'S and its directors, officers, employees, agents, representatives, licensors and suppliers disclaim liability for any direct or compensatory losses or damages caused to any person or entity, including but not limited to by any negligence (but excluding fraud, willful misconduct or any other type of liability that, for the avoidance of doubt, by law cannot be excluded) on the part of, or any contingency within or beyond the control of, MOODY'S or any of its directors, officers, employees, agents, representatives, licensors or suppliers, arising from or in connection with the information contained herein or the use of or inability to use any such information.

NO WARRANTY, EXPRESS OR IMPLIED, AS TO THE ACCURACY, TIMELINESS, COMPLETENESS, MERCHANTABILITY OR FITNESS FOR ANY PARTICULAR PURPOSE OF ANY CREDIT RATING, ASSESSMENT, OTHER OPINION OR INFORMATION IS GIVEN OR MADE BY MOODY'S IN ANY FORM OR MANNER WHATSOEVER.

Moody's Investors Service, Inc., a wholly-owned credit rating agency subsidiary of Moody's Corporation ("MCO"), hereby discloses that most issuers of debt securities (including corporate and municipal bonds, debentures, notes and commercial paper) and preferred stock rated by Moody's Investors Service, Inc. have, prior to assignment of any credit rating, agreed to pay Moody's Investors Service, Inc. for credit ratings opinions and services rendered by it. MCO and all MCO entities that issue ratings under the "Moody's Ratings" brand name ("Moody's Ratings"), also maintain policies and procedures to address the independence of Moody's Ratings' credit ratings and credit rating processes. Information regarding certain affiliations that may exist between directors of MCO and rated entities, and between entities who hold credit ratings from Moody's Investors Service, Inc. and have also publicly reported to the SEC an ownership interest in MCO of more than 5%, is posted annually at ir.moody.com under the heading "Investor Relations — Corporate Governance — Charter and Governance Documents - Director and Shareholder Affiliation Policy."

Moody's SF Japan K.K., Moody's Local AR Agente de Calificación de Riesgo S.A., Moody's Local BR Agência de Classificação de Risco LTDA, Moody's Local MX S.A. de C.V., I.C.V., Moody's Local PE Clasificadora de Riesgo S.A., and Moody's Local PA Clasificadora de Riesgo S.A. (collectively, the "Moody's Non-NRSRO CRAs") are all indirectly wholly-owned credit rating agency subsidiaries of MCO. None of the Moody's Non-NRSRO CRAs is a Nationally Recognized Statistical Rating Organization.

Additional terms for Australia only: Any publication into Australia of this document is pursuant to the Australian Financial Services License of MOODY'S affiliate, Moody's Investors Service Pty Limited ABN 61 003 399 657 AFSL 336969 and/or Moody's Analytics Australia Pty Ltd ABN 94 105 136 972 AFSL 383569 (as applicable). This document is intended to be provided only to "wholesale clients" within the meaning of section 761G of the Corporations Act 2001. By continuing to access this document from within Australia, you represent to MOODY'S that you are, or are accessing the document as a representative of, a "wholesale client" and that neither you nor the entity you represent will directly or indirectly disseminate this document or its contents to "retail clients" within the meaning of section 761G of the Corporations Act 2001. MOODY'S credit rating is an opinion as to the creditworthiness of a debt obligation of the issuer, not on the equity securities of the issuer or any form of security that is available to retail investors.

Additional terms for India only: Moody's credit ratings, Assessments, other opinions and Materials are not intended to be and shall not be relied upon or used by any users located in India in relation to securities listed or proposed to be listed on Indian stock exchanges.

Additional terms with respect to Second Party Opinions and Net Zero Assessments (as defined in Moody's Ratings Rating Symbols and Definitions): Please note that neither a Second Party Opinion ("SPO") nor a Net Zero Assessment ("NZA") is a "credit rating". The issuance of SPOs and NZAs is not a regulated activity in many jurisdictions, including Singapore. JAPAN: In Japan, development and provision of SPOs and NZAs fall under the category of "Ancillary Businesses", not "Credit Rating Business", and are not subject to the regulations applicable to "Credit Rating Business" under the Financial Instruments and Exchange Act of Japan and its relevant regulation. PRC: Any SPO: (1) does not constitute a PRC Green Bond Assessment as defined under any relevant PRC laws or regulations; (2) cannot be included in any registration statement, offering circular, prospectus or any other documents submitted to the PRC regulatory authorities or otherwise used to satisfy any PRC regulatory disclosure requirement; and (3) cannot be used within the PRC for any regulatory purpose or for any other purpose which is not permitted under relevant PRC laws or regulations. For the purposes of this disclaimer, "PRC" refers to the mainland of the People's Republic of China, excluding Hong Kong, Macau and Taiwan.

REPORT NUMBER 1446176

CLIENT SERVICES

Americas	1-212-553-1653
Asia Pacific	852-3551-3077
Japan	81-3-5408-4100
EMEA	44-20-7772-5454